

DATASHEET

Armored Outdoor Fiber Optic cable

Make High-speed Optical network Connections.



Central Loose Tube Armoured Outdoor Cable (GYXTW)



Central Loose Tube Double Steel Tape Armoured Cable (GYXTW53)



Central Loose Tube FRP Strength Optical Cable (GYFXTY)



Dielectric Self Supporting Figure - 8 Aerial Cable (GYFTC8Y)



Armoured Self Supporting Figure - 8 Aerial Cable (GYTC8S)



Steel Tape Longitudinal Layer-Stranded Optical Cable (GYTS)



Aluminium Longitudinal Layer Stranded Optical Cable (GYTA)



Double Layer Armoured 2PE Sheath Optical Cable (GYTA53)



Steel Tape Longitudinal Armoured 2PE Sheath Optical Cable (GYTY53)



Multi Loose Tube Steel Wire Armoured Cable (GYTA33)



RoHS



OMC INDUSTRY CO.LIMITED

2018|En version1.0


Description

Outdoor Optical fiber cable positioned between CO and first DP in FTTH network. Used as mainline cable which environment is in Buried ,Aerial, under earth Pipes, Poles etc.

The fibers, 250µm, are positioned in a loose tube made of a high modulus plastic. The tubes are filled with a water-resistant filling compound. The tube is wrapped with a layer of PSP longitudinally. Between the PSP and the loose tube water-blocking material is applied to keep the cable compact and watertight. Two parallel steel wires are placed at the two sides of the steel tape. The cable is completed with a polyethylene (PE) sheath.

Product Detail

Standards: IEC 60794-1



Optical cable model	Fiber number	Cable Diameter	cable weight kg/km	Maximum Tension (N)	Maximum Crush Resistance (N/per100cm)	Minimum Bending Radius
GYXTW-2~12	2~12	8.0 mm	75	600/1500	1000/3000	10D/20D

Standard color of fiber and tube

The color code of the tubes and the individual fibers, shall be in accordance with the table as below:

No.	1	2	3	4	5	6
Color	Blue	Orange	Green	Brown	Slate	White
No.	7	8	9	10	11	12
Color	Red	Black	Yellow	Violet	Pink	Aqua

Transport/Storage/Operating Temperature:-40°C ~ +70°C

Package with Roll

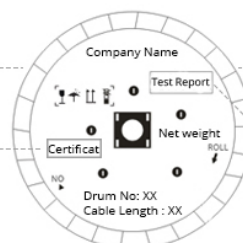
Package

Standard Reel Length: 2000m;
OEM Package is available Once request.




2km per Roll

Special mark as requirements



Full seal Roll


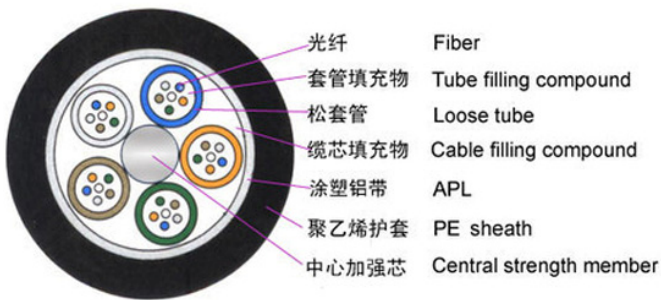


Description

Outdoor Optical fiber cable positioned between CO and first DP in FTTX network. Used as mainline cable which environment is in Buried ,Aerial, under earth Pipes, Poles etc.

The fibers, 250µm, are positioned in a loose tube made of a high modulus plastic. The tubes are filled with a water-resistant filling compound. A steel wire, sometimes sheathed with polyethylene (PE) for cable with high fiber count, locates in the center of core as a metallic strength member. Tubes (and fillers) are stranded around the strength member into a compact and circular cable core. An Aluminum Polyethylene Laminate (APL) is applied around the cable core, which is filled with the filling compound to protect it from water ingress. Then, the cable is completed with a PE sheath.

Product Detail



Part No.	Fibers	Tubes	Cable OD (mm)	Weight Kg/km	Tensile strength Long term/short term(N/1m)	Crush resistance Long term/short term(N/1m)	Bending Radius Static/Dynamic (mm)
GYTA-2~6X	2~6	1	9.2	80	600/1500	300/1000	10D/20D
GYTA-8~12X	8~12	2	9.2	80	600/1500	300/1000	10D/20D
GYTA-14~18X	14~18	3	9.2	80	600/1500	300/1000	10D/20D
GYTA-20~24X	20~24	4	9.2	80	600/1500	300/1000	10D/20D
GYTA-26~30X	26~30	5	9.2	80	600/1500	300/1000	10D/20D
GYTA-32~36X	32~36	6	9.7	97	1000/3000	300/1000	10D/20D
GYTA-38~48X	38~48	4	10.5	109	1000/3000	300/1000	10D/20D
GYTA-50~60X	50~60	5	10.5	109	1000/3000	300/1000	10D/20D
GYTA-62~72X	62~72	6	11.5	126	1000/3000	300/1000	10D/20D
GYTA-74~84X	74~84	7	13.2	153	1000/3000	300/1000	10D/20D
GYTA-86~96X	86~96	8	13.2	153	1000/3000	300/1000	10D/20D
GYTA-98~108X	98~108	9	14.6	182	1000/3000	300/1000	10D/20D
GYTA-110~120X	110~120	10	14.6	182	1000/3000	300/1000	10D/20D
GYTA-122~132X	122~132	11	16.5	221	1000/3000	300/1000	10D/20D
GYTA-134~144X	134~144	12	16.5	221	1000/3000	300/1000	10D/20D

Standard color of fiber and tube

The color code of the tubes and the individual fibers, shall be in accordance with the table as below:

No.	1	2	3	4	5	6
Color	Blue	Orange	Green	Brown	Slate	White
No.	7	8	9	10	11	12
Color	Red	Black	Yellow	Violet	Pink	Aqua

Transport/Storage/Operating Temperature: -40°C ~ +70°C

Package

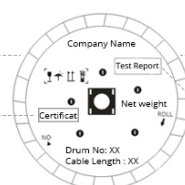
Standard Reel Length: 2000m; OEM Package is available Once request.

Package with Roll




2km per Roll

Special mark as requirements



Full seal Roll





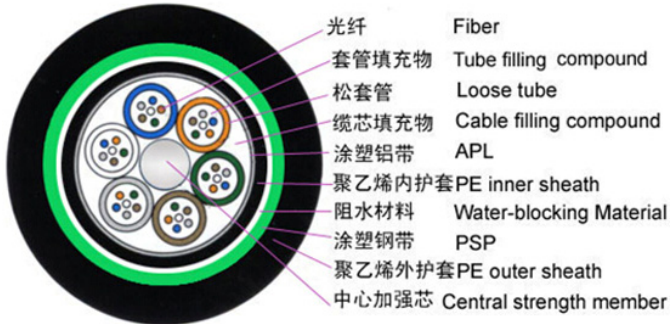
Stranded loose tube Double armored/Shell cable-GYTA53

Description

Outdoor Optical fiber cable positioned between CO and first DP in FTTX network. Used as mainline cable which environment is in Buried ,Aerial, under earth Pipes, Poles etc.

The fibers, 250µm, are positioned in a loose tube made of a high modulus plastic. The tubes are filled with a water-resistant filling compound. A steel wire, sometimes sheathed with polyethylene (PE) for cable with high fiber count, locates in the center of core as a metallic strength member. Tubes (and fillers) are stranded around the strength member into a compact and circular cable core. An Aluminum Polyethylene Laminate (APL) is applied around the cable core, which is filled with the filling compound to protect it from water ingress. Then the cable core is covered with a thin PE inner sheath. After the PSP is longitudinally applied over the inner sheath, the cable is completed with a PE outer sheath.

Product Detail



Standards: IEC 60794-1

Part No.	Fibers	Tubes	Cable OD (mm)	Weight Kg/km	Tensile strength Long term/short term(N/1m)	Crush resistance Long term/short term(N/1m)	Bending Radius Static/Dynamic (mm)
GYTA53-2~6X	2~6	1	12.2	190	1000/3000	1000/3000	10D/20D
GYTA53-8~12X	8~12	2	12.2	190	1000/3000	1000/3000	10D/20D
GYTA53-14~18X	14~18	3	12.2	190	1000/3000	1000/3000	10D/20D
GYTA53-20~24X	20~24	4	12.2	190	1000/3000	1000/3000	10D/20D
GYTA53-26~30X	26~30	5	12.2	190	1000/3000	1000/3000	10D/20D
GYTA53-32~36X	32~36	6	14.0	190	1000/3000	1000/3000	10D/20D
GYTA53-38~48X	38~48	4	14.0	229	1000/3000	1000/3000	10D/20D
GYTA53-50~60X	50~60	5	14.0	229	1000/3000	1000/3000	10D/20D
GYTA53-62~72X	62~72	6	15.5	244	1000/3000	1000/3000	10D/20D
GYTA53-74~84X	74~84	7	17.1	288	1000/3000	1000/3000	10D/20D
GYTA53-86~96X	86~96	8	17.1	288	1000/3000	1000/3000	10D/20D
GYTA53-98~108X	98~108	9	17.1	325	1000/3000	1000/3000	10D/20D
GYTA53-110~120X	110~120	10	20.3	325	1000/3000	1000/3000	10D/20D
GYTA53-122~132X	122~132	11	20.3	373	1000/3000	1000/3000	10D/20D
GYTA53-134~144X	134~144	12	20.3	373	1000/3000	1000/3000	10D/20D

Standard color of fiber and tube

The color code of the tubes and the individual fibers, shall be in accordance with the table as below:

No.	1	2	3	4	5	6
Color	Blue	Orange	Green	Brown	Slate	White
No.	7	8	9	10	11	12
Color	Red	Black	Yellow	Violet	Pink	Aqua

Transport/Storage/Operating Temperature: -40°C ~ +70°C

Package

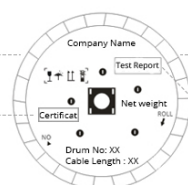
Standard Reel Length: 2000m;
OEM Package is available Once request.

Package with Roll




2km per Roll

Special mark as requirements



Fumigation Certificate

Full seal Roll



Test Report



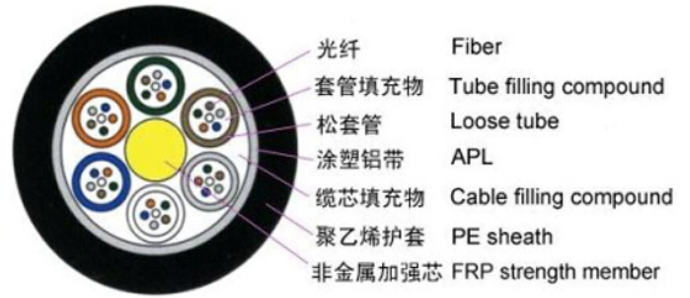
Stranded loose tube, No-Metallic strength member, armored cable-GYFTA

Description

Outdoor Optical fiber cable positioned between CO and first DP in FTTX network. Used as mainline cable which environment is in Buried ,Aerial, under earth Pipes, Poles etc.

The fibers, 250µm, are positioned in a loose tube made of a high modulus plastic. The tubes are filled with a water-resistant filling compound. A Fiber Reinforced Plastic (FRP) locates in the center of core as a non-metallic strength member. The tubes (and fillers) are stranded around the strength member into a compact and circular core. After an Aluminum Polyethylene Laminate (APL) moisture barrier is applied around the cable core, the cable is completed with a PE sheath.

Product Detail



Standards: IEC 60794-1

Part No.	Fibers	Tubes	Cable OD (mm)	Weight Kg/km	Tensile strength Long term/short term(N/1m)	Crush resistance Long term/short term(N/1m)	Bending Radius Static/Dynamic (mm)
GYFTA-2~6X	2~6	1	11.4	108	500/1000	300/1000	10D/20D
GYFTA-8~12X	8~12	2	11.4	108	500/1000	300/1000	10D/20D
GYFTA-14~18X	14~18	3	11.4	108	500/1000	300/1000	10D/20D
GYFTA-20~24X	20~24	4	11.4	108	500/1000	300/1000	10D/20D
GYFTA-26~30X	26~30	5	11.4	108	500/1000	300/1000	10D/20D
GYFTA-32~36X	32~36	6	11.4	108	500/1000	300/1000	10D/20D
GYFTA-2~12X	2~12	1	12.8	134	600/1500	300/1000	10D/20D
GYFTA-14~24X	14~24	2	12.8	134	600/1500	300/1000	10D/20D
GYFTA-26~36X	26~36	3	12.8	134	600/1500	300/1000	10D/20D
GYFTA-38~48X	38~48	4	12.8	134	600/1500	300/1000	10D/20D
GYFTA-50~60X	50~60	5	12.8	134	600/1500	300/1000	10D/20D
GYFTA-62~70X	62~70	6	12.8	134	600/1500	300/1000	10D/20D
GYFTA-2~6X	2~6	1	12.8	140	600/1500	300/1000	10D/20D
GYFTA-8~12X	8~12	2	12.8	140	1000/3000	300/1000	10D/20D
GYFTA-14~18X	14~18	3	12.8	140	1000/3000	300/1000	10D/20D
GYFTA-20~24X	20~24	4	12.8	140	1000/3000	300/1000	10D/20D
GYFTA-26~30X	26~30	5	12.8	140	1000/3000	300/1000	10D/20D
GYFTA-32~36X	32~36	6	12.8	140	1000/3000	300/1000	10D/20D
GYFTA-38~42X	38~42	7	12.8	140	1000/3000	300/1000	10D/20D
GYFTA-44~48X	44~48	8	14.8	176	1000/3000	300/1000	10D/20D
GYFTA-50~60X	50~60	5	14.8	176	1000/3000	300/1000	10D/20D
GYFTA-62~72X	62~72	6	14.8	176	1000/3000	300/1000	10D/20D
GYFTA-74~84X	74~84	7	14.8	176	1000/3000	300/1000	10D/20D
GYFTA-86~96X	86~96	8	14.8	176	1000/3000	300/1000	10D/20D
GYFTA-98~108X	98~108	9	17.1	226	1000/3000	300/1000	10D/20D
GYFTA-110~120X	110~120	10	17.1	226	1000/3000	300/1000	10D/20D
GYFTA-122~132X	122~132	11	19.2	279	1000/3000	300/1000	10D/20D
GYFTA-134~144X	134~144	12	19.2	279	1000/3000	300/1000	10D/20D



Stranded loose tube, No-Metallic strength member, armored cable-GYFTA

Standard color of fiber and tube

The color code of the tubes and the individual fibers, shall be in accordance with the table as below:

No.	1	2	3	4	5	6
Color	Blue	Orange	Green	Brown	Slate	White
No.	7	8	9	10	11	12
Color	Red	Black	Yellow	Violet	Pink	Aqua

Transport/Storage/Operating Temperature: -40°C ~ +70°C

Package

Standard Reel Length: 2000m; OEM Package is available Once request.

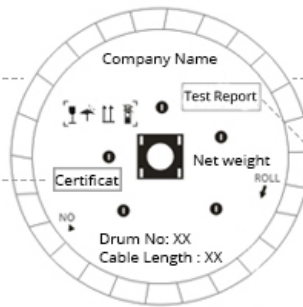
Package with Roll




Fumigation Certificate

2km per Roll

Special mark as requirements



Full seal Roll



Test Report




Stranded loose tube No-Metallic strength member, Double armored/Shell cable- GYFTA53

Description

Outdoor Optical fiber cable positioned between CO and first DP in FTTX network. Used as mainline cable which environment is in Buried ,Aerial, under earth Pipes, Poles etc.

The fibers, 250µm, are positioned in a loose tube made of a high modulus plastic. The tubes are filled with a water-resistant filling compound. A Fiber Reinforced Plastic (FRP) locates in the center of core as a non-metallic strength member. The tubes (and fillers) are stranded around the strength member into a compact and circular core. An aluminum Polyethylene Laminate (APL) is applied around the cable core. Then the cable core is covered with a thin polyethylene (PE) inner sheath, which is filled with jelly to protect it from water ingress. After a corrugated steel tape armor is applied, the cable is completed with a PE outer sheath.

Product Detail



Standards: IEC 60794-1

Part No.	Fibers	Tubes	Cable OD (mm)	Weight Kg/km	Tensile strength Long term/short term(N/1m)	Crush resistance Long term/short term(N/1m)	Bending Radius Static/Dynamic (mm)
GYFTA53-2~6X	2~6	1	16.8	255	1000/3000	1000/3000	10D/20D
GYFTA53-8~12X	8~12	2	16.8	255	1000/3000	1000/3000	10D/20D
GYFTA53-14~18X	14~18	3	16.8	255	1000/3000	1000/3000	10D/20D
GYFTA53-20~24X	20~24	4	16.8	255	1000/3000	1000/3000	10D/20D
GYFTA53-26~30X	26~30	5	16.8	255	1000/3000	1000/3000	10D/20D
GYFTA53-32~36X	32~36	6	16.8	255	1000/3000	1000/3000	10D/20D
GYFTA53-38~42X	38~42	7	16.8	255	1000/3000	1000/3000	10D/20D
GYFTA53-44~48X	44~48	8	16.8	255	1000/3000	1000/3000	10D/20D
GYFTA53-50~60X	50~60	5	19.2	320	1000/3000	1000/3000	10D/20D
GYFTA53-62~72X	62~72	6	19.2	320	1000/3000	1000/3000	10D/20D
GYFTA53-74~84X	74~84	7	19.2	320	1000/3000	1000/3000	10D/20D
GYFTA53-86~96X	86~96	8	19.2	320	1000/3000	1000/3000	10D/20D
GYFTA53-8~108X	98~108	9	21.2	380	1000/3000	1000/3000	10D/20D
GYFTA53-110~120X	110~120	10	21.2	380	1000/3000	1000/3000	10D/20D
GYFTA53-122~132X	122~132	11	22.3	415	1000/3000	1000/3000	10D/20D
GYFTA53-134~144X	134~144	12	22.3	415	1000/3000	1000/3000	10D/20D

Standard color of fiber and tube

The color code of the tubes and the individual fibers, shall be in accordance with the table as below:

No.	1	2	3	4	5	6
Color	Blue	Orange	Green	Brown	Slate	White
No.	7	8	9	10	11	12
Color	Red	Black	Yellow	Violet	Pink	Aqua

Transport/Storage/Operating Temperature: -40°C ~ +70°C

Package

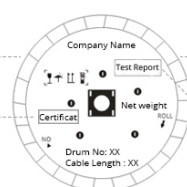
Standard Reel Length: 2000m;
OEM Package is available Once request.

Package with Roll




2km per Roll

Special mark as requirements



Fumigation Certificate

Full seal Roll



Test Report



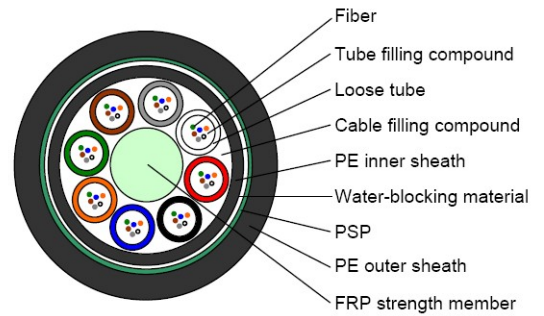
Stranded loose tube No-Metallic strength member, Double armored/Shell cable- GYFTY53

Description

Outdoor Optical fiber cable positioned between CO and first DP in FTTH network. Used as mainline cable which environment is in Buried ,Aerial, under earth Pipes, Poles etc.

The fibers, 250µm, are positioned in a loose tube made of a high modulus plastic. The tubes are filled with a water-resistant filling compound. A Fiber Reinforced Plastic (FRP) locates in the center of core as a non-metallic strength member. The tubes (and fillers) are stranded around the strength member into a compact and circular core. Then the cable core is covered with a thin polyethylene (PE) inner sheath, which is filled with jelly to protect it from water ingress. A layer of water-blocking material is applied around the cable core to prevent water ingress all the same. After a corrugated steel tape armor is applied, the cable is completed with a PE outer

Product Detail



Standards: IEC 60794-1

Part No.	Fibers	Tubes	Cable OD (mm)	Weight Kg/km	Tensile strength Long term/short term(N/1m)	Crush resistance Long term/short term(N/1m)	Bending Radius Static/Dynamic (mm)
GYFTY53-2~6X	2~6	1	15.8	226	1000/3000	1000/3000	10D/20D
GYFTY53-8~12X	8~12	2	15.8	226	1000/3000	1000/3000	10D/20D
GYFTY53-14~18X	14~18	3	15.8	226	1000/3000	1000/3000	10D/20D
GYFTY53-20~24X	20~24	4	15.8	226	1000/3000	1000/3000	10D/20D
GYFTY53-26~30X	26~30	5	15.8	226	1000/3000	1000/3000	10D/20D
GYFTY53-32~36X	32~36	6	15.8	226	1000/3000	1000/3000	10D/20D
GYFTY53-38~42X	38~42	7	15.8	226	1000/3000	1000/3000	10D/20D
GYFTY53-44~48X	44~48	8	16.8	255	1000/3000	1000/3000	10D/20D
GYFTY53-50~60X	50~60	5	16.8	255	1000/3000	1000/3000	10D/20D
GYFTY53-62~72X	62~72	6	16.8	255	1000/3000	1000/3000	10D/20D
GYFTY53-74~84X	74~84	7	16.8	255	1000/3000	1000/3000	10D/20D
GYFTY53-86~96X	86~96	8	16.8	255	1000/3000	1000/3000	10D/20D
GYFTY53-98~108X	98~108	9	19.2	320	1000/3000	1000/3000	10D/20D
GYFTY53-110~120X	110~120	10	19.2	320	1000/3000	1000/3000	10D/20D
GYFTY53-122~132X	122~132	11	21.2	380	1000/3000	1000/3000	10D/20D
GYFTY53-134~144X	134~144	12	21.2	380	1000/3000	1000/3000	10D/20D

Standard color of fiber and tube

The color code of the tubes and the individual fibers, shall be in accordance with the table as below:

No.	1	2	3	4	5	6
Color	Blue	Orange	Green	Brown	Slate	White
No.	7	8	9	10	11	12
Color	Red	Black	Yellow	Violet	Pink	Aqua

Transport/Storage/Operating Temperature: -40°C ~ +70°C

Package

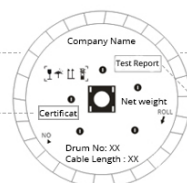
Standard Reel Length: 2000m;
OEM Package is available Once request.

Package with Roll




2km per Roll

Special mark as requirements



Fumigation Certificate

Full seal Roll




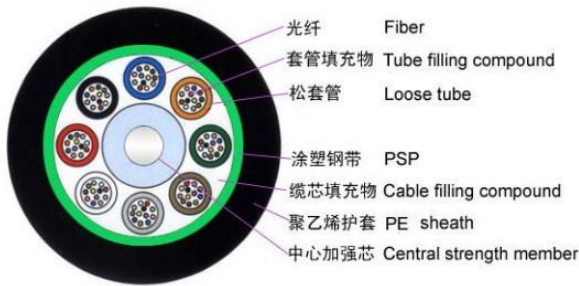
Test Report

Description

Outdoor Optical fiber cable positioned between CO and first DP in FTTH network. Used as mainline cable which environment is in Buried ,Aerial, under earth Pipes, Poles etc.

The fibers, 250µm, are positioned in a loose tube made of a high modulus plastic. The tubes are filled with a water-resistant filling compound. A steel wire, sometimes sheathed with polyethylene (PE) for cable with high fiber count, locates in the center of core as a metallic strength member. Tubes (and fillers) are stranded around the strength member into a compact and circular cable core. The PSP is longitudinally applied over the cable core, which is filled with the filling compound to protect it from water ingress. The cable is completed with a PE sheath.

Product Detail



Standards: IEC 60794-1

Part No.	Fibers	Tubes	Cable OD (mm)	Weight Kg/km	Tensile strength Long term/short term(N/1m)	Crush resistance Long term/short term(N/1m)	Bending Radius Static/Dynamic (mm)
GYTS-2~6X	2~6	1	9.5	100	600/1500	300/1000	10D/20D
GYTS-8~12X	8~12	2	9.5	100	600/1500	300/1000	10D/20D
GYTS-14~18X	14~18	3	9.5	100	600/1500	300/1000	10D/20D
GYTS-20~24X	20~24	4	9.5	100	600/1500	300/1000	10D/20D
GYTS-26~30X	26~30	5	9.5	100	600/1500	300/1000	10D/20D
GYTS-32~36X	32~36	6	10	119	1000/3000	300/1000	10D/20D
GYTS-38~48X	38~48	4	11	136	1000/3000	300/1000	10D/20D
GYTS-50~60X	50~60	5	11	136	1000/3000	300/1000	10D/20D
GYTS-62~72X	62~72	6	12	155	1000/3000	300/1000	10D/20D
GYTS-74~84X	74~84	7	13.6	192	1000/3000	300/1000	10D/20D
GYTS-86~96X	86~96	8	13.6	192	1000/3000	300/1000	10D/20D
GYTS-98~108X	98~108	9	15	227	1000/3000	300/1000	10D/20D
GYTS-110~120X	110~120	10	15	227	1000/3000	300/1000	10D/20D
GYTS-122~132X	122~132	11	16.9	227	1000/3000	300/1000	10D/20D
GYTS-134~144X	134~144	12	16.9	227	1000/3000	300/1000	10D/20D

Standard color of fiber and tube

The color code of the tubes and the individual fibers, shall be in accordance with the table as below:

No.	1	2	3	4	5	6
Color	Blue	Orange	Green	Brown	Slate	White
No.	7	8	9	10	11	12
Color	Red	Black	Yellow	Violet	Pink	Aqua

Transport/Storage/Operating Temperature: -40°C ~ +70°C

Package

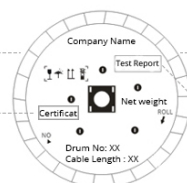
Standard Reel Length: 2000m;
OEM Package is available Once request.

Package with Roll




2km per Roll

Special mark as requirements



Fumigation Certificate

Full seal Roll



Test Report



Figure 8 Stranded loose tube ,Self-supporting Aerial armored cable-GYTC8A/GYTC8S

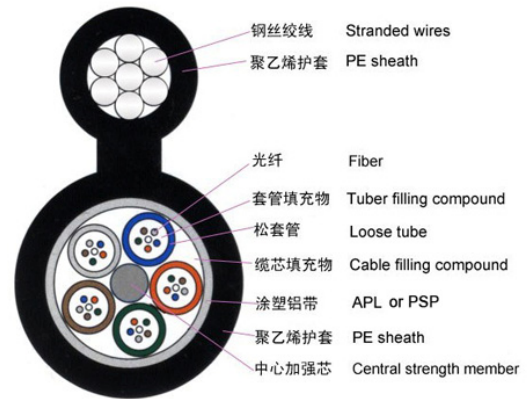

Description

Outdoor Optical fiber cable positioned between CO and first DP in FTTX network. Used as mainline cable which environment is in Buried ,Aerial, under earth Pipes, Poles etc.

The fibers, 250µm, are positioned in a loose tube made of a high modulus plastic. The tubes are filled with a water-resistant filling compound. A steel wire locates in the center of core as a metallic strength member. The tubes (and fillers) are stranded around the strength member into a compact and circular cable core. After an Aluminum Polyethylene Laminate (APL) or PSP moisture barrier is applied around the cable core, this part of cable accompanied with the stranded wires as the supporting part are completed with a polyethylene (PE) sheath to be figure 8 structures.

OMC's figure 8 cable GYTC8Y, GYTC8S are also available on request. This type of cable is specifically applied for self-supporting aerial installation.

Product Detail



Standards: IEC 60794-1

Part No.	Fibers	Tubes	Cable OD (mm)	Weight Kg/km	Tensile strength Long term/short term(N/1m)	Crush resistance Long term/short term(N/1m)	Bending Radius Static/Dynamic (mm)
GYTC8A -2~6X	2~6	1	6.8x9.2x18	214	600/1500	300/1000	10D/20D
GYTC8A -8~12X	8~12	2	6.8x9.2x18	214	600/1500	300/1000	10D/20D
GYTC8A -14~18X	14~18	3	6.8x9.2x18	214	600/1500	300/1000	10D/20D
GYTC8A -20~24X	20~24	4	6.8x9.2x18	214	600/1500	300/1000	10D/20D
GYTC8A -26~30X	26~30	5	6.8x9.2x18	214	600/1500	300/1000	10D/20D

Standard color of fiber and tube

The color code of the tubes and the individual fibers, shall be in accordance with the table as below:

No.	1	2	3	4	5	6
Color	Blue	Orange	Green	Brown	Slate	White
No.	7	8	9	10	11	12
Color	Red	Black	Yellow	Violet	Pink	Aqua

Transport/Storage/Operating Temperature:-40°C ~ +70°C

Package

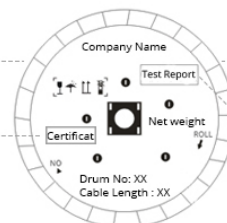
Standard Reel Length: 2000m; OEM Package is available Once request.

Package with Roll




2km per Roll

Special mark as requirements



Full seal Roll



Fumigation Certificate

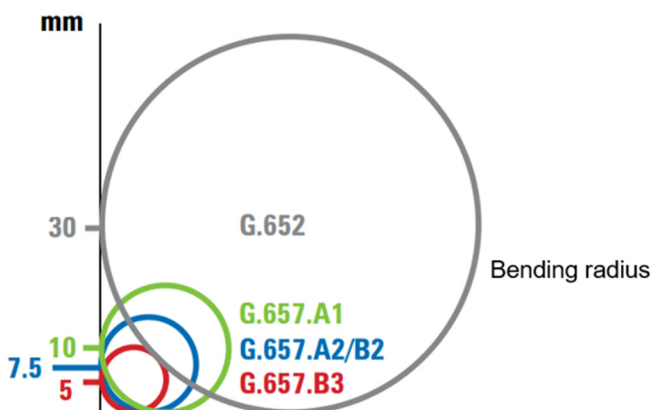
Test Report

Characteristics

- High tensile strength of stranded wires meet the requirement of self-supporting and reduce the installation cost.
- Good mechanical and temperature performance
- High strength loose tube that is hydrolysis resistant
- Special tube filling compound ensure a critical protection of fiber
- The following measures are taken to ensure the cable watertight:
 - Steel wire used as the central strength member
 - Loose tube filling compound
 - 100% cable core filling

Optical fiber technical parameters-SMF

Item	Unit	Specification
Attenuation	dB/km	1310nm ≤ 0.4 ; 1550nm ≤ 0.3
Dispersion	Ps/nm. km	1285~1330nm ≤ 3.5, 1550nm ≤ 18.0
Zero dispersion wavelength	Nm	1300~1324
Zero dispersion slope	Ps/nm. km	≤ 0.095
Fiber cutoff wavelength	Nm	≤ 1260
Mode field diameter	Um	9.2±0.5
Mode field concentricity	Um	≤ 0.8
Cladding diameter	um	125±1.0
Cladding non-circularity	%	≤ 1.0
Coating/cladding concentricity error	Um	≤ 12.5
Coating diameter	um	245±10
Bending, dependence induced attenuation	1550nm, 1turns,32mm diameter 100rums,60mm diameter	≤ 0.5 dB
Proof test	kpsi	≥ 100



ITU recommendation G.657 specifies two classes of single-mode bend insensitive fiber patch cables: G.657 A and G.657 B. Each category (A and B) is then divided into two sub-categories: G.657.A1, G.657.A2 and G.657.B1, G.657.B2. The minimum bend radius of G.657.A1 fibers is 10 mm, of the G.657.A2 and G.657.B1 fibers is 7.5 mm and of the G.657.B2 fibers is 5 mm. Among, ITU-T G.657.A1 and ITU-T G.657.A2 fibers are fully compliant with ITU-T G.652.D fibers.

Optical fiber technical parameters-MMF

Item	Unit	Specification	
Attenuation	dB/km	850nm ≤ 3.5	
Bandwidth	MHz*km	50/125μm	62.5/125μm
		850nm ≥ 200	850nm ≥ 160
		1300nm ≥ 200	1300nm ≥ 200
Step	dB	≤ 0.1	
Irregularities over fiber length and point discontinuity	dB	≤ 0.1	
Difference backscatter coefficient	dB/km	50/125μm	62.5/125μm
		≤ 0.08	≤ 0.1
Cladding diameter	um	125±1.0	
Cladding non-circularity	%	≤ 1.0	
Coating/cladding concentricity error	Um	≤ 12.5	
Coating diameter	um	245±10	
Bending, dependence induced attenuation	850nm, 1300nm 100 turns, 75mm diameter	≤ 0.5 dB	
Proof test	kpsi	≥ 100	

Technical Data-Transmission

Fiber type	Attenuation				OFL bandwidth	Effective modal bandwidth	10 Gigabit Ethernet SX	Min bend radius
	1310/1550nm		850/1300nm					
Conditions	Typical	Maximum	Typical	Maximum	850/1300nm	850nm	850nm	/
Unit	dB/km	dB/km	dB/km	dB/km	MHZ.km	MHZ.km	m	mm
G652D	0.36/0.22	0.5/0.4	---	---	---	---	---	16
G657A1	0.36/0.22	0.5/0.4	---	---	---	---	---	10
G657A2	0.36/0.22	0.5/0.4	---	---	---	---	---	7.5
50/125	---	---	3.0/1.0	3.5/1.5	≥ 500/500	---	---	30
62.5/125	---	---	3.0/1.0	3.5/1.5	≥ 200/500	---	---	30
OM3	---	---	3.0/1.0	3.5/1.5	≥ 1500/500	≥ 2000	≤ 300	30
OM4	---	---	3.0/1.0	3.5/1.5	≥ 3500/500	≥ 4700	≤ 550	30
BIF-OM3	---	---	3.0/1.0	3.5/1.5	≥ 1500/500	≥ 2000	≤ 300	7.5
BIF-OM4	---	---	3.0/1.0	3.5/1.5	≥ 3500/500	≥ 4700	≤ 550	7.5

Technical Data-Transmission

Fiber type	Attenuation				OFL bandwidth	Effective modal bandwidth	10 Gigabit Ethernet SX	Min bend radius
Conditions	1310/1550nm		850/1300nm		850/1300nm	850nm	850nm	/
	Typical	Maximum	Typical	Maximum				
Unit	dB/km	dB/km	dB/km	dB/km	MHZ.km	MHZ.km	m	mm
G652D	0.36/0.22	0.5/0.4	---	---	---	---	---	16
G657A1	0.36/0.22	0.5/0.4	---	---	---	---	---	10
G657A2	0.36/0.22	0.5/0.4	---	---	---	---	---	7.5
50/125	---	---	3.0/1.0	3.5/1.5	≥ 500/500	---	---	30
62.5/125	---	---	3.0/1.0	3.5/1.5	≥ 200/500	---	---	30
OM3	---	---	3.0/1.0	3.5/1.5	≥ 1500/500	≥ 2000	≤ 300	30
OM4	---	---	3.0/1.0	3.5/1.5	≥ 3500/500	≥ 4700	≤ 550	30
BIF-OM3	---	---	3.0/1.0	3.5/1.5	≥ 1500/500	≥ 2000	≤ 300	7.5
BIF-OM4	---	---	3.0/1.0	3.5/1.5	≥ 3500/500	≥ 4700	≤ 550	7.5